

SunProF1 600W

PRODUCT CODE: SunProF1 600W

EFFICACY: Up to 3.05 $\mu\text{mol/J}$

PPF: 1830 $\mu\text{mol/s}$

INPUT VOLTAGE: 120-277V, 50-60HZ

DRIVER: 600W Branded Driver

INPUT POWER: 610W ($\pm 5\%$)

FOOTPRINT: 1.2X1.2m

APPLICATION: MULTI-LAYER, ROOM, TENT

WATERPROOF & DUSTPROOF: IP45

LIFETIME (LED BARS): 50,000 HRS

LIGHT DISTRIBUTION: 120°

LIGHT SOURCE: Optimum 6500K, 3V 2835 440nm, 660nm

CCT: 7290K

QUANTITY OF LED BARS: 6

QUANTITY OF DIODES TOTAL: WHITE 2220; RED 126; BLUE 300

QUANTITY OF DIODES PER LED BAR: WHITE 370; RED 21; BLUE 50

DIODES POWER PROPORTION: WHITE 84%; RED 4.7%; BLUE 11.3%

DIMMABLE: OFF-240W-360W-480W-600W-EXT
with 0-10V Light Dimmer (Included)

EXTERNAL CONTROL: Universal Controller 0-10V

WEIGHT: 15 Kg

DIMENSIONS: 1105 x 1065 x 70 mm

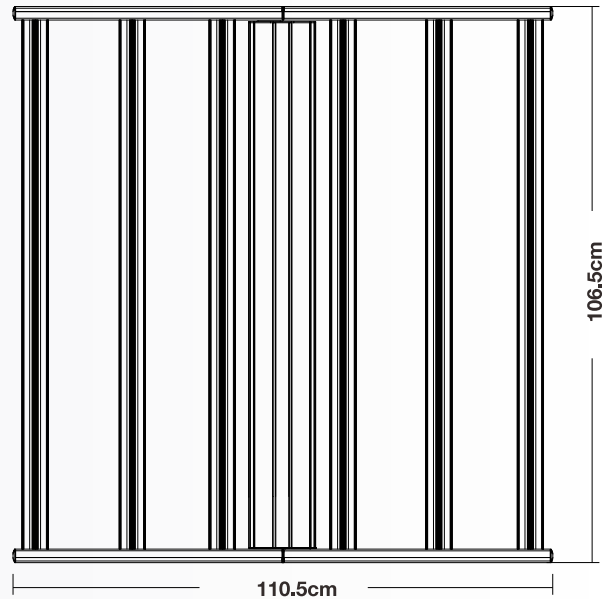
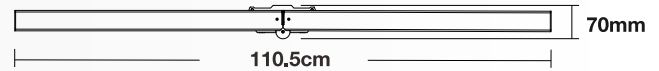
SPECTRUM: FULL SPECTRUM

THERMAL MANAGEMENT: PASSIVE COOLING

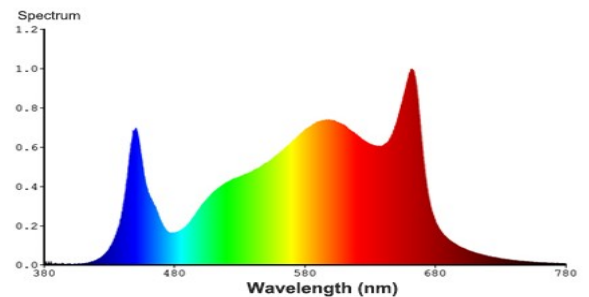
POWER FACTOR: 0.95

MAX. AMBIENT TEMPERATURE (@ 1000W POWER): 40°C

WARRANTY: 3 YEARS



SPECTRUM GRAPH



Par Distribution (4x4ft Coverage)

Mounting Height: 30CM

291	472	539	536	467	290
581	1012	1113	1116	1021	584
723	1248	1374	1367	1250	731
757	1295	1420	1419	1293	749
639	1083	1178	1203	1093	623
299	470	539	534	476	288

Mounting Height: 60CM

305	409	474	473	407	305
435	607	703	698	613	434
529	742	851	844	734	529
535	748	858	857	745	534
453	623	716	718	621	445
309	411	472	472	413	305

Mounting Height: 90CM

267	324	367	366	325	267
334	419	472	469	422	334
382	483	539	538	478	382
382	481	541	539	481	383
337	419	473	473	419	335
266	323	361	361	324	263

Mounting Height: 120CM

221	253	277	276	253	221
254	299	325	325	300	254
279	329	358	358	328	279
279	330	359	359	330	281
259	301	328	329	302	258
221	253	275	275	254	220