













This schedule is recommended as a general guideline for product usage.
Take local biotic and abiotic conditions into account when using this schedule.




		ROOTING PHASE	GROWTH PHASE	EARLY BLOOM PHASE	BLOOM PHASE	RIPENING PHASE
	SOIL NUTRITION	A: 1 - 1,5 ml/L B: 1 - 1,5 ml/L	A: 1 - 2 ml/L B: 1 - 2 ml/L	A: 2 - 3 ml/L B: 2 - 3 ml/L	A: 2 - 3 ml/L B: 2 - 3 ml/L	A: 2 - 3 ml/L B: 2 - 3 ml/L
	ROOT STIMULATOR	0,5 - 1 ml/L	---	---	---	---
	SOIL BOOSTER UNI	---	0,1 - 0,5 ml/L	0,1 - 0,5 ml/L	---	---
	BLOOM STIMULATOR	---	---	0,5 - 1 ml/L	0,5 - 1 ml/L	0,5 - 1 ml/L
	BLOOMBASTIC	---	---	0,5 - 1 ml/L	0,5 - 1 ml/L	0,5 - 1 ml/L
	SILIC BOOST	0,1 ml/L	0,1 ml/L	0,1 ml/L	0,1 ml/L	0,1 ml/L
	ATA ATAZYME	---	1 - 3 ml/L	1 - 3 ml/L	1 - 3 ml/L	1 - 3 ml/L







This schedule is recommended as a general guideline for product usage.
Take local biotic and abiotic conditions into account when using this schedule.




	ROOTING PHASE	GROWTH PHASE	EARLY BLOOM PHASE	BLOOM PHASE	RIPENING PHASE
 SOIL NUTRITION	A: 1 - 1,5 ml/L B: 1 - 1,5 ml/L	A: 1 - 2 ml/L B: 1 - 2 ml/L	A: 2 - 3 ml/L B: 2 - 3 ml/L	A: 2 - 3 ml/L B: 2 - 3 ml/L	A: 2 - 3 ml/L B: 2 - 3 ml/L
 ROOT STIMULATOR	0,5 - 1 ml/L	---	---	---	---
 SOIL BOOSTER UNI	---	0,1 - 0,5 ml/L	0,1 - 0,5 ml/L	---	---
 BLOOM STIMULATOR	---	---	0,5 - 1 ml/L	0,5 - 1 ml/L	0,5 - 1 ml/L
 BLOOMBASTIC	---	---	0,5 - 1 ml/L	0,5 - 1 ml/L	0,5 - 1 ml/L
 SILIC BOOST	0,1 ml/L	0,1 ml/L	0,1 ml/L	0,1 ml/L	0,1 ml/L
 ATA AZAYME	---	1 - 3 ml/L	1 - 3 ml/L	1 - 3 ml/L	1 - 3 ml/L
 ATA CALMAG	0,1 - 1 ml/L	0,1 - 1 ml/L	0,1 - 1 ml/L	0,1 - 1 ml/L	0,1 - 1 ml/L









This schedule is recommended as a general guideline for product usage.
Take local biotic and abiotic conditions into account when using this schedule.



	ROOTING PHASE	GROWTH PHASE	EARLY BLOOM PHASE	BLOOM PHASE	RIPENING PHASE
 SOIL NUTRITION	A: 1 - 1,5 ml/L B: 1 - 1,5 ml/L	A: 1 - 2 ml/L B: 1 - 2 ml/L	A: 2 - 3 ml/L B: 2 - 3 ml/L	A: 2 - 3 ml/L B: 2 - 3 ml/L	A: 2 - 3 ml/L B: 2 - 3 ml/L
 ROOT STIMULATOR	0,5 - 1 ml/L	---	---	---	---
 SOIL BOOSTER UNI	---	0,1 - 0,5 ml/L	0,1 - 0,5 ml/L	---	---
 BLOOM STIMULATOR	---	---	0,5 - 1 ml/L	0,5 - 1 ml/L	0,5 - 1 ml/L
 BLOSSOM BUILDER LIQUID	---	---	0,25 - 0,5 ml/L	0,25 - 0,5 ml/L	0,25 - 0,5 ml/L
 SILIC BOOST	0,1 ml/L	0,1 ml/L	0,1 ml/L	0,1 ml/L	0,1 ml/L
 ATA ATAZYME	---	1 - 3 ml/L	1 - 3 ml/L	1 - 3 ml/L	1 - 3 ml/L

This schedule is recommended as a general guideline for product usage.
Take local biotic and abiotic conditions into account when using this schedule.



	ROOTING PHASE	GROWTH PHASE	EARLY BLOOM PHASE	BLOOM PHASE	RIPENING PHASE
 SOIL NUTRITION	A: 1 - 1,5 ml/L B: 1 - 1,5 ml/L	A: 1 - 2 ml/L B: 1 - 2 ml/L	A: 2 - 3 ml/L B: 2 - 3 ml/L	A: 2 - 3 ml/L B: 2 - 3 ml/L	A: 2 - 3 ml/L B: 2 - 3 ml/L
 ROOT STIMULATOR	0,5 - 1 ml/L	---	---	---	---
 SOIL BOOSTER UNI	---	0,1 - 0,5 ml/L	0,1 - 0,5 ml/L	---	---
 BLOOM STIMULATOR	---	---	0,5 - 1 ml/L	0,5 - 1 ml/L	0,5 - 1 ml/L
 BLOSSOM BUILDER LIQUID	---	---	0,25 - 0,5 ml/L	0,25 - 0,5 ml/L	0,25 - 0,5 ml/L
 SILIC BOOST	0,1 ml/L	0,1 ml/L	0,1 ml/L	0,1 ml/L	0,1 ml/L
 ATA AZAYME	---	1 - 3 ml/L	1 - 3 ml/L	1 - 3 ml/L	1 - 3 ml/L
 ATA CALMAG	0,1 - 1 ml/L	0,1 - 1 ml/L	0,1 - 1 ml/L	0,1 - 1 ml/L	0,1 - 1 ml/L