








This schedule is recommended as a general guideline for product usage.
Take local biotic and abiotic conditions into account when using this schedule.



	ROOTFAST	1 ml/L	---	---	---	---
	ATAZYME	---	1 - 3 ml/L	1 - 3 ml/L	1 - 3 ml/L	1 - 3 ml/L
	TERRA LEAVES	1 - 5 ml/L	---	---	---	---
	TERRA MAX	---	1 - 5 ml/L	1 - 5 ml/L	1 - 5 ml/L	1 - 5 ml/L
	XL	---	1 - 1,5 ml/L	1 - 1,5 ml/L	1 - 1,5 ml/L	1 - 1,5 ml/L
	PK 13/14	---	---	1 - 2 ml/L	1 - 2 ml/L	1 - 2 ml/L
	B'CUZZ SILIC BOOST	0,1 ml/L	0,1 ml/L	0,1 ml/L	0,1 ml/L	0,1 ml/L

This schedule is recommended as a general guideline for product usage.
Take local biotic and abiotic conditions into account when using this schedule.



ROOTFAST

1 ml/L

ATAZYME



1 - 3 ml/L

1 - 3 ml/L

1 - 3 ml/L

1 - 3 ml/L



TERRA LEAVES

1 - 5 ml/L

TERRA MAX



1 - 5 ml/L

1 - 5 ml/L

1 - 5 ml/L

1 - 5 ml/L



BLOOMBASTIC

0,5 - 1 ml/L

0,5 - 1 ml/L

0,5 - 1 ml/L

CLEAN



0,05 - 1 ml/L

0,05 - 1 ml/L

0,05 - 1 ml/L

0,05 - 1 ml/L

0,05 - 1 ml/L



B'CUZZ
SILIC
BOOST

0,1 ml/L

0,1 ml/L

0,1 ml/L

0,1 ml/L

0,1 ml/L

This schedule is recommended as a general guideline for product usage.
Take local biotic and abiotic conditions into account when using this schedule.



ROOTFAST

1 ml/L

ATAZYME



1 - 3 ml/L

1 - 3 ml/L

1 - 3 ml/L

1 - 3 ml/L



TERRA LEAVES

1 - 5 ml/L

TERRA MAX



1 - 5 ml/L

1 - 5 ml/L

1 - 5 ml/L

1 - 5 ml/L



BLOOMBASTIC

0,5 - 1 ml/L

0,5 - 1 ml/L

0,5 - 1 ml/L

CALMAG



0,1 - 1 ml/L

0,1 - 1 ml/L

0,1 - 1 ml/L

0,1 - 1 ml/L

0,1 - 1 ml/L



B'CUZZ SILIC BOOST

0,1 ml/L

0,1 ml/L









0,1 ml/L

0,1 ml/L

0,1 ml/L

This schedule is recommended as a general guideline for product usage.
Take local biotic and abiotic conditions into account when using this schedule.



	ROOTING PHASE	GROWTH PHASE	EARLY BLOOM PHASE	BLOOM PHASE	RIPENING PHASE
 ROOTFAST	1 ml/L	---	---	---	---
 ATAZYME	---	1 - 3 ml/L	1 - 3 ml/L	1 - 3 ml/L	1 - 3 ml/L
 TERRA LEAVES	1 - 5 ml/L	---	---	---	---
 TERRA MAX	---	1 - 5 ml/L	1 - 5 ml/L	1 - 5 ml/L	1 - 5 ml/L
 XL	---	1 - 1,5 ml/L	1 - 1,5 ml/L	1 - 1,5 ml/L	1 - 1,5 ml/L
 PK 13/14	---	---	1 - 2 ml/L	1 - 2 ml/L	1 - 2 ml/L
 B'CUZZ SILIC BOOST	0,1 ml/L	0,1 ml/L	0,1 ml/L	0,1 ml/L	0,1 ml/L
 CALMAG	0,1 - 1 ml/L	0,1 - 1 ml/L	0,1 - 1 ml/L	0,1 - 1 ml/L	0,1 - 1 ml/L

This schedule is recommended as a general guideline for product usage.
Take local biotic and abiotic conditions into account when using this schedule.



ROOTBASTIC

0,1 - 0,3 ml/L

ATAZYME



1 - 3 ml/L

1 - 3 ml/L

1 - 3 ml/L

1 - 3 ml/L



TERRA LEAVES

1,5 - 3 ml/L

TERRA MAX



3 - 4 ml/L

4 - 5 ml/L

4 - 5 ml/L

4 - 5 ml/L



XL

1 - 1,5 ml/L

1 - 1,5 ml/L

1 - 1,5 ml/L

1 - 1,5 ml/L

PK 13/14



1 - 2 ml/L

1 - 2 ml/L

1 - 2 ml/L



B'CUZZ SILIC BOOST

0,1 ml/L

0,1 ml/L

0,1 ml/L

0,1 ml/L

0,1 ml/L

This schedule is recommended as a general guideline for product usage.
Take local biotic and abiotic conditions into account when using this schedule.



ROOTING
PHASE

GROWTH
PHASE

EARLY BLOOM
PHASE

BLOOM
PHASE

RIPENING
PHASE



ROOTBASTIC

0,1 - 0,3 ml/L

ATAZYME



1 - 3 ml/L

1 - 3 ml/L

1 - 3 ml/L

1 - 3 ml/L



TERRA
LEAVES

1,5 - 3 ml/L

TERRA
MAX



3 - 4 ml/L

4 - 5 ml/L

4 - 5 ml/L

4 - 5 ml/L



BLOOMBASTIC

0,5 - 1 ml/L

0,5 - 1 ml/L

0,5 - 1 ml/L

B'CUZZ
SILIC
BOOST



0,1 ml/L

0,1 ml/L

0,1 ml/L

0,1 ml/L

0,1 ml/L

This schedule is recommended as a general guideline for product usage.
Take local biotic and abiotic conditions into account when using this schedule.



ROOTBASTIC

0,1 - 0,3 ml/L

ATAZYME



1 - 3 ml/L

1 - 3 ml/L

1 - 3 ml/L

1 - 3 ml/L



TERRA LEAVES

1,5 - 3 ml/L

TERRA MAX



3 - 4 ml/L

4 - 5 ml/L

4 - 5 ml/L

4 - 5 ml/L



BLOOMBASTIC

0,5 - 1 ml/L

0,5 - 1 ml/L

0,5 - 1 ml/L

CALMAG



0,1 - 1 ml/L

0,1 - 1 ml/L

0,1 - 1 ml/L

0,1 - 1 ml/L

0,1 - 1 ml/L



B'CUZZ SILIC BOOST

0,1 ml/L

0,1 ml/L

0,1 ml/L

0,1 ml/L

0,1 ml/L

This schedule is recommended as a general guideline for product usage.
Take local biotic and abiotic conditions into account when using this schedule.



ROOTBASTIC

0,1 - 0,3 ml/L

ATAZYME



1 - 3 ml/L

1 - 3 ml/L

1 - 3 ml/L

1 - 3 ml/L



TERRA LEAVES

1,5 - 3 ml/L

TERRA MAX



3 - 4 ml/L

4 - 5 ml/L

4 - 5 ml/L

4 - 5 ml/L



XL

1 - 1,5 ml/L

1 - 1,5 ml/L

1 - 1,5 ml/L

1 - 1,5 ml/L

PK 13/14



1 - 2 ml/L

1 - 2 ml/L

1 - 2 ml/L



CALMAG

0,1 - 1 ml/L

0,1 - 1 ml/L

0,1 - 1 ml/L

0,1 - 1 ml/L

0,1 - 1 ml/L

B'CUZZ SILIC BOOST



0,1 ml/L

0,1 ml/L

0,1 ml/L

0,1 ml/L

0,1 ml/L