


This schedule is recommended as a general guideline for product usage.  
Take local biotic and abiotic conditions into account when using this schedule.











	ROOTING PHASE	GROWTH PHASE	EARLY BLOOM PHASE	BLOOM PHASE	RIPENING PHASE
<b>COCO NUTRITION</b>	A: 0,5 - 1,5 ml/L B: 0,5 - 1,5 ml/L	A: 1 - 2 ml/L B: 1 - 2 ml/L	A: 2 - 3 ml/L B: 2 - 3 ml/L	A: 2 - 3 ml/L B: 2 - 3 ml/L	A: 2 - 3 ml/L B: 2 - 3 ml/L
<b>ROOT STIMULATOR</b>	0,5 - 1 ml/L	---	---	---	---
<b>COCO BOOSTER UNI</b>	---	0,1 - 0,5 ml/L	0,1 - 0,5 ml/L	---	---
<b>COCO BLOOM STIMULATOR</b>	---	---	0,5 - 1 ml/L	0,5 - 1 ml/L	0,5 - 1 ml/L
<b>BLOOMBASTIC</b>	---	---	0,5 - 1 ml/L	0,5 - 1 ml/L	0,5 - 1 ml/L
<b>SILIC BOOST</b>	0,1 ml/L	0,1 ml/L	0,1 ml/L	0,1 ml/L	0,1 ml/L
<b>ATA ATAZYME</b>	---	1 - 3 ml/L	1 - 3 ml/L	1 - 3 ml/L	1 - 3 ml/L



This schedule is recommended as a general guideline for product usage.  
Take local biotic and abiotic conditions into account when using this schedule.



	ROOTING PHASE	GROWTH PHASE	EARLY BLOOM PHASE	BLOOM PHASE	RIPENING PHASE
 <b>COCO NUTRITION</b>	A: 0,5 - 1,5 ml/L B: 0,5 - 1,5 ml/L	A: 1 - 2 ml/L B: 1 - 2 ml/L	A: 2 - 3 ml/L B: 2 - 3 ml/L	A: 2 - 3 ml/L B: 2 - 3 ml/L	A: 2 - 3 ml/L B: 2 - 3 ml/L
 <b>ROOT STIMULATOR</b>	0,5 - 1 ml/L	---	---	---	---
 <b>COCO BOOSTER UNI</b>	---	0,1 - 0,5 ml/L	0,1 - 0,5 ml/L	---	---
 <b>COCO BLOOM STIMULATOR</b>	---	---	0,5 - 1 ml/L	0,5 - 1 ml/L	0,5 - 1 ml/L
 <b>BLOOMBASTIC</b>	---	---	0,5 - 1 ml/L	0,5 - 1 ml/L	0,5 - 1 ml/L
 <b>SILIC BOOST</b>	0,1 ml/L	0,1 ml/L	0,1 ml/L	0,1 ml/L	0,1 ml/L
 <b>ATA AZAYME</b>	---	1 - 3 ml/L	1 - 3 ml/L	1 - 3 ml/L	1 - 3 ml/L
 <b>ATA CALMAG</b>	0,1 - 1 ml/L	0,1 - 1 ml/L	0,1 - 1 ml/L	0,1 - 1 ml/L	0,1 - 1 ml/L



This schedule is recommended as a general guideline for product usage.  
Take local biotic and abiotic conditions into account when using this schedule.



	ROOTING PHASE	GROWTH PHASE	EARLY BLOOM PHASE	BLOOM PHASE	RIPENING PHASE
 <b>COCO NUTRITION</b>	A: 0,5 - 1,5 ml/L B: 0,5 - 1,5 ml/L	A: 1 - 2 ml/L B: 1 - 2 ml/L	A: 2 - 3 ml/L B: 2 - 3 ml/L	A: 2 - 3 ml/L B: 2 - 3 ml/L	A: 2 - 3 ml/L B: 2 - 3 ml/L
 <b>ROOT STIMULATOR</b>	0,5 - 1 ml/L	---	---	---	---
 <b>COCO BOOSTER UNI</b>	---	0,1 - 0,5 ml/L	0,1 - 0,5 ml/L	---	---
 <b>COCO BLOOM STIMULATOR</b>	---	---	0,5 - 1 ml/L	0,5 - 1 ml/L	0,5 - 1 ml/L
 <b>BLOSSOM BUILDER LIQUID</b>	---	---	0,25 - 0,5 ml/L	0,25 - 0,5 ml/L	0,25 - 0,5 ml/L
 <b>SILIC BOOST</b>	0,1 ml/L	0,1 ml/L	0,1 ml/L	0,1 ml/L	0,1 ml/L
 <b>ATA AZAYME</b>	---	1 - 3 ml/L	1 - 3 ml/L	1 - 3 ml/L	1 - 3 ml/L
 <b>ATA CALMAG</b>	0,1 - 1 ml/L	0,1 - 1 ml/L	0,1 - 1 ml/L	0,1 - 1 ml/L	0,1 - 1 ml/L